

WHAT IF...

One Chapter
Could **CHANGE** How
Every Child **Learns**.
STARTING TOMORROW?



Hi PATH = ALfA x PATH

ALfA:


**Accelerating
Learning for All**

PATH:

**Purposeful.
Active.
Transformative.
Holistic Education**

ALfA ACCELERATING
LEARNING
FOR ALL

Hi PATH is a revolutionary education that grew out of two decades of research. Hi PATH aligns closely with SDG 4, NEP2020, and other progressive global and state education policies.



Hi PATH



Hear Hon. Shri
Rajnath Singh on PATH



A Message of Inspiration on launch of the **PATH Movement for Transforming Education:**

“

My warm congratulations to Dr. Sunita Gandhi and her team at the Global Education and Training Institute (GETI). The PATH Movement for transforming education is being launched at this roundtable.

India's National Education Policy (NEP) 2020 rightly emphasizes moving from teaching to learning, from memorization to understanding, and from passive listening to active participation.

Dr. Sunita Gandhi and GETI have demonstrated that these are not just ideas but practical realities that can be implemented across schools of every size and type.

”

Shri Rajnath Singh

Hon. Defence Minister of India,
Former Minister of Education, UP




**Global Education
& Training Institute**
learn. teach. share.

What Distinguishes GETI?

GETI is one of the very few
organizations founded
by educators for educators.

GETI is the only education provider that

*Watch the Data
and the Smiles
then decide*



Supports its offering with evidence, and provides third-party evaluation of its program's efficacy.



Directs its funds not to private profit but to social good.

Currently, GETI affiliates are supporting FLN at 10,000 government schools pan India, and One Tara Free Schools for out-of-school children.



is an education model developed in India, now expanding globally. It is currently in 12 countries, with eight actively pursuing its work.

Presently, GETI is in 12 countries, with eight countries actively pursuing its work at the moment.



Was not made yesterday. It is based on 20 years of research.

It has been tried and tested in classrooms across 10,000 schools, including government, budget, and elite private schools.

The Shift Education Needs.

From schooling, to learning,
to transformation.



Teaching



Passive



Subject Focus



→ Learning





→ Active



→ Holistic

A New PATH Forward, Driving Real Change.

 Typical	 Hi PATH
Teacher-led	Child-led, student agency
Individual work	Structured paired learning, engaging & effective
Heavy year-long books	2 lighter books, easier on shoulders & psychology
Dense chapters	Short visual modules with prompts for activities
Often Abstract	Known-to-unknown, simple-to-complex scaffold
Sporadic training	Daily teacher empowerment
PTMs	Daily transparency for parents
Delayed feedback	Frequent perfection loops
Homework, tutor help	Home-stretch, no tutors needed



Learn. Measure. Act.

~~Typical Books.~~ Buddy Books.

Revolution, not just books.



Easy to Understand

Short modules, visual, and engaging.



Designed for Paired learning

Collaboration deepens understanding.



Guides Learning for All

Students, teachers, and parents.



Integrates Holistic Growth

Panchkoshas, SEL, STEAM, and Inclusion nurtures growth in all aspects: material, human & divine.

STAGES

Foundational

(Pre-Primary-Grade 2)

Preparatory

(Grades 3 to 5)



Paired Learning of Mathematics



Daily Step-by-Step Guidelines Built-in



Training Session for Parents



Interactive Learning of Language



Weekly GROW Circle Meetings



Parent Townhalls: Engagement



Taking Turns to Read and Ask



Physical / Online Training



Experiencing Paired Learning

Prompts that Transform Practice.

Every page sparks daily growth for all.



Working Alone



Telling



Text Rich



Paired Work



Enabling



Visual Rich

1

Bite-sized, visual codes on pages build clarity. Clarity sparks increase autonomy.

2

Prompts provide clarity. They allow a teacher to demonstrate what the children need to do in pairs.

3

In-Class activities are fun and engaging for two children working in a pair.

4

Not just a diary note, but prompts on every page informs parents exactly what their child did in class and is expected to do with home-stretch activities. No need of tutions.


5

More homework gets done as children create questions for each other, check each other's home-stretch tasks, and reward their partner with a smiley.

Activity 2 Cause and Effect

CAUSE

- The Magpie and Cuckoo were noisy.
- The Owl watched birds and insects busy with their tasks.
- The Cuckoo pecked at the fruit.
- The Owl shivered all night.



EFFECT

He felt ashamed.

The Owl scolded the birds.

He began collecting twigs to build his nest.

The Owl woke up annoyed.

2

PROMPTS

Every action (cause) has a result (effect).

Cause: The reason something happens. (The Cuckoo pecked at the fruit.)

Effect: What was the result of that action? (The Owl woke up annoyed.)

The Cuckoo's pecking disturbed the owl's sleep, so he woke up annoyed.

In-Class

3

- Pair up. Discuss the colours, causes and effects on the owl's wings.
- Match each cause to its effect. Colour the owl's wings for each effect in the same colour as the cause.

Home-Stretch

4

Write a few causes in your notebook. The next day, ask your partner to read them and tell you the effect for each one.

Example:

Cause: I forgot my umbrella.

Effect: I got wet in the rain.

CCC

Check
Correct
Cheer

5

Social Emotional Learning (SEL).

Well-Being in the Age of AI.

1. Peer Celebration

Paired students celebrate each other's small and big successes, something teachers can't do for every child.

2. Confidence Building:

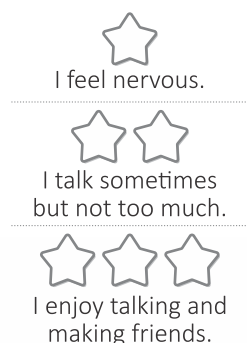
Through hi-fives, peer recognition, and smileys, children grow from "I can't" to "I can."

3. Holistic Well-Being:

Based on Vedic Panchkoshas, this approach nurtures body, energy, mind, intellect, and joy.



Interacting with others



Waking up early



M17: We know emotions.

Emoji	Emotion	Character	Trait
😊	Joyful	Lark	Beaming smile
😄	Playful	Cat	Smiling cat
😌	Peaceful	Sheep	Calm face
💪	Energetic	Rabbit	Dashing
🦄	Brave	Horse	Shield
🐝	Busy	Bee	Clock
🐰	Clever	Hare	Brain
🐦	Graceful	Sparrow	Feather
🐷	Happy	Pig	Smiling face
🐭	Quick	Mouse	Flash
🐶	Loyal	Dog	Heart

In Class: 1. Pick any 4 story characters and make their emoji badges on paper. Show them to your partner. They will act out the emotion and say which character and trait it represents. 2. Act out an emotion yourself. Your partner guesses the emotion and trait.

Home-Stretch: Create the most fitting badge for your partner. Gift it and explain why.

Smileys on every page, best pals Tina & Toto, and gentle guidance from Wyn, our Red Oak mascot. Hi PATH nurtures spirit as well as mind.

Writing & Expression

Creating Authors.

Not Just Writing → Authoring Originals

1. Not dictated text.

Every child creates unique writing with their own words and sentences.

2. Not abstract

Develop the skill to write from known to unknown, simple to complex.

3. Not limited by vocabulary

Varied expressions, comparisons, and contrasts help develop a rich vocabulary.

M18: We can compare and contrast.

Creature	Category	Habitat	Diet	Sound	Size	Movement
Lark	Bird	Trees	Seeds, Insects	Singing	Small	Flying, Hopping
Sparrow	Bird	Trees	Seeds, Insects	Chirping	Small	Flying, Hopping
Cat	Animal	Homes	Meat, Fish	Meowing	Medium	Walking, Running
Sheep	Animal	Farms	Grass, Hay	Baaing	Large	Walking
Rabbit	Animal	Farms, Fields	Veggies, Grass	Silent	Small	Hopping
Horse	Animal	Farms, Fields	Grass, Grains	Neighing	Large	Walking, Galloping
Dog	Animal	Homes	Meat, Dog food	Barking	Varies	Walking, Running
Bee	Insect	Flowers	Nectar, Pollen	Buzzing	Very Small	Flying, Crawling

Compare & Contrast

Rabbit (small) vs **Horse** (large)

BOTH animal

Rabbit: grass fields, farms, hopping

Horse: grains, walking, galloping

Home-Stretch: Choose any other two animals from the list. Draw two big circles that overlap (Venn Diagram). Compare these animals by writing what is the same in the middle and what is different on the sides.

My Gratitude Poem

For _____ and _____
Thank You, God!
For _____ and _____
Thank You, God!
For all the joy you bring my way,
Help me to be thankful every day.
Thank You, God!

Compare & Contrast

Nouns 1

dog	fish	teacher	monster	alien	moon	band	cloud
-----	------	---------	---------	-------	------	------	-------

Verbs

runs	plays	cooks	rides	writes	appears	reads	chooses	swims	drives
------	-------	-------	-------	--------	---------	-------	---------	-------	--------

Nouns 2

ball	game	book	food	dinner	take	car	UFO	house	pond
------	------	------	------	--------	------	-----	-----	-------	------

Home-Stretch: Discuss the table above. Talk about what is similar and what is different between animals. What makes a Venn Diagram? (also called Venn Diagram). Put the animals in the middle. Put the same in the middle and what is different on the sides.

Transdisciplinary Integration.

Designed around how children actually learn.



Making a Salad in a Hindi Lesson

M28: हम सलाद बनाना जानते हैं।

मेरा पसंदीदा सलाद

1. पत्तदार हरी सब्जियाँ (एक या अधिक चुनें)

पत्ता गोभी ☐ पालक ☐ पुदीना ☐ धनिया ☐

2. जड़ी-बूटियाँ (एक या अधिक चुनें)

3. सब्जियाँ (दो या अधिक चुनें)

प्याज ☐ मूली ☐ गाजर ☐ शिमला मिर्च ☐

खीरा ☐ टमाटर ☐ चुकंदर ☐ मक्का ☐

4. स्वाद अनुसार (कम से कम एक चुनें)

नमक ☐ नींबू ☐ काली मिर्च ☐

मैंने अपने सलाद में डाला: _____ और _____।

कहा काबू _____ गुहकाबू _____

रिए गए सभी खानों को ध्यान से देखें। हर खेती से अपनी पसंदीदा चीज चुनें और उन पर टिक लगायें। रिए गए काबू को पूरा करें।

अपने पापा के साथ मिलकर चुनें। हुई सारी सब्जियों का उपयोग करके सलाद बनाएँ और बताएँ कि आपको यह अनुभव कैसा लगा।

Learning about weather in an English Lesson

M9: We can compare and contrast.

Weather chart: February

City	Temperature	Rainy Days	Snowy Days	Dry Days	Rain Fall	Sun Hours
London	8°/3°	8	4	16	75 mm	6 Hrs
Mumbai	32°/24°	0	0	28	0 mm	12 Hrs

8° means 8 degrees. Get a thermometer and measure your temperature in degrees. How many degrees is it?

In Class

- Compare weather chart for both countries above.
- Take turns to answer the questions below:
 - Is London warmer or colder?
 - Where will you go if you do not want to get wet?
 - Which city has fewer rainy days?
- In which city is there more sunshine?
- Which city is warmer in the February?
- Where can you have snowball fights?
- Does London or Mumbai get more rain?
- Which city's weather do you like?

M51: We know about national parks.

National Parks of India

National Park	Area (sq km)	Location
Gangotri National Park	2390	Uttarakhand
Namdapha National Park	1990	Arunachal Pradesh
Hemis National Park	4100	Jammu and Kashmir
Desert National Park	3160	Rajasthan
Khangchendzonga National Park	1784	Sikkim

A. Hemis National Park is _____ sq km bigger than Khangchendzonga National Park.

B. The area of Namdapha National Park is _____ sq km less than Desert National Park.

C. Desert National Park exceeds the size of Gangotri National Park by _____ sq km.

D. Hemis National Park covers _____ sq km more area than Gangotri National Park.

Tick (✓) the correct answer:

A. Khangchendzonga National Park is the smallest park. ☐ True ☐ False

B. Namdapha National Park is smaller than Gangotri National Park by over 300 sq km. ☐ True ☐ False

C. The size difference between Desert National Park and Khangchendzonga National Park is less than 1,000 sq km. ☐ True ☐ False

D. Desert National Park is found in Jammu and Kashmir. ☐ True ☐ False

In Class

Solve the subtraction problems using the given data about national parks to find the correct answers. Then, tick (✓) the true or false options based on your calculations.

Home-Stretch

Pick four chits to form a four-digit number. Your partner does the same. Subtract the smaller number from the larger one.
Example: You pick 9, 2, 7, and 4 (9274), your partner picks 5, 8, 3, and 1 (5831) → 9274 - 5831 = 3443.

Learning Geography in Mathematics

M11: We know number 4.

Number 4

Tier 1

Tina Team

On day 4, we return to the farm and discover 4 hens.

Four hens are pecking. → Mimic pecking motion.

They cluck and walk around. → Walk in place, cluck.

Look at their feathers. → Fluff imaginary feathers.

They lay eggs for us. → Make a cradling motion with hands.

Toto Team

Pretend to peck.

Mimic pecking motion.

Walk in place, cluck.

Fluff imaginary feathers.

Make a cradling motion with hands.

In-Class

- Snap four times, say "Four" and place 4 small sticks on your desk.
- Walk like a hen pecking for food, stop, and say "4 hens on the farm!"
- Split into two teams, Tina and Toto. One team will repeat the lines after me. The other team will do the actions.

Home-Stretch

- Walk like a hen pecking for food, stop, and say "4 hens on the farm!"
- Find 4 toys, line them up, and count.
- Use an empty ice tray, place objects in 4 slots, and count.

Learning Language in Mathematics

Spoken English.

From Practice to Mastery.

Beyond Basic English

→ Fluent Communication

- ✓ Conversation flows through every subject.
- ✓ Children gain vocabulary, fluency, and deeper understanding in English and their mother tongue.
- ✓ Tina and Toto puppets extend learning from class to home.

With ALfA's disruptive, cognitive-led pedagogy, most children reach newspaper-level reading ability in English and Hindi by age six.



Critique, Appreciate, Grow

Children evaluate each other's Show & Tell on eye contact, clear voice, confidence, and enthusiasm. They learn to critically assess their own and peers' speaking skills, building peer appreciation that lasts beyond the classroom.

M89: We can appreciate our partner.

Our Star Picks

This Certificate is presented to _____

My Partner's Name _____

 **EYE CONTACT**
 **CLEAR VOICE**
 **CONFIDENCE**
 **ENTHUSIASM**

 My Happiness Check
  Buddy Badge

From _____ My name _____

In Class

1. Listen to your partner's presentation.
 2. Share one or two things you liked about it.
 3. Complete the certificate of appreciation in your partner's Book A (not your book):
- a. Colour what you like in "Our Star Picks."
 b. Draw a happy face in "Buddy Badge."
 c. Write your name after "From" to show who the appreciation is from.

Formal Conversation

- Introduction**
- Tina:** Hello! This is _____. Can I speak to _____?
- Toto:** Hi! Yes, this is _____. What's up?
- Main Conversation**
- Tina:** I wanted to talk about _____.
- Toto:** Oh, that sounds interesting! Tell me more.
- Tina:** _____ (adds details, asks a question).
- Toto:** _____ (answers the question, suggests more).
- Tina:** That's a great idea! Let's _____.
- Toto:** Yes, that sounds fun!
- Goodbye**
- Tina:** See you soon! Bye!
- Toto:** Bye!



Make a pretend telephone by threading a string through two cups and tying knots inside.



When children learn to read, their speaking soars. Even when English is not the mother-tongue, toddlers can crack 3-letter words with picture-sounds. See this 3-year-old decode all picture-sounds, cheered on by family.

Role-Play to Real Talk

Children practice dialogue, boost vocabulary, and develop the power of expression through engaging role-plays.

One Hub. Many Wins.

Simple. Smart. Seamless.

All in one platform for teaching, learning, and measuring progress.

Beyond books → Smart resources

- ✓ eBooks, role-plays, & teacher tools, everything accessible anytime, anywhere. Pair learning comes alive through Buddy Books, videos, and daily prompts that bridge school and home learning.

For School Leaders

- ✓ View progress class-wise, skill-wise, and question-wise. Data turns into decisions, helping leaders track learning, plan interventions, and celebrate growth.

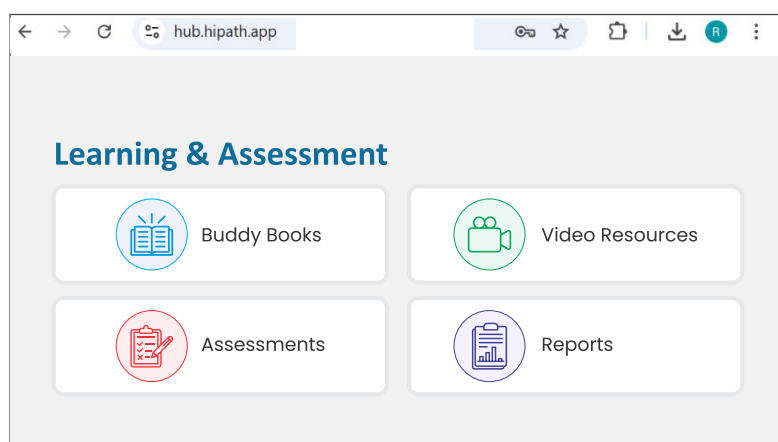
For Teachers & Parents

- ✓ Instant reports remove delays. Teachers gain precision; parents gain visibility. Learning becomes measurable and meaningful.

Try Today. Convince Yourself First.

30-Minute Start. Go to **getilearn.org/trial**:

- 1 Go to **hub.hipath.app**
- 2 Open any chapter
- 3 Children make Tina-Toto puppets
- 4 Pair students, read bottom prompts
- 5 Demo: One reads, other acts → Swap roles
- 6 Class continues in pairs
- 7 Home Stretch: Learning goes home
- 8 Observe the difference



Explore all the resources available on **hub.hipath.app**, either on a web browser or on mobile



The Evidence.

Not Opinions. Visible Difference.

From
Guesswork
→ Proof

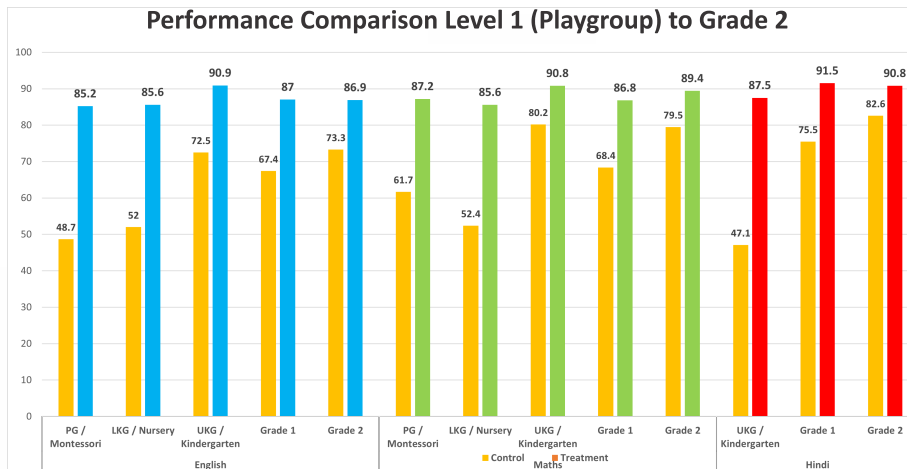


Schools often choose programs for their reputation, not results, following other schools or popular international curricula rather than asking for data and proven impact.



The critical questions we must ask:

- Does this improve academic growth of all children?
- Does it enhance everyone's well-being including teachers?
- Does it delight our parents?



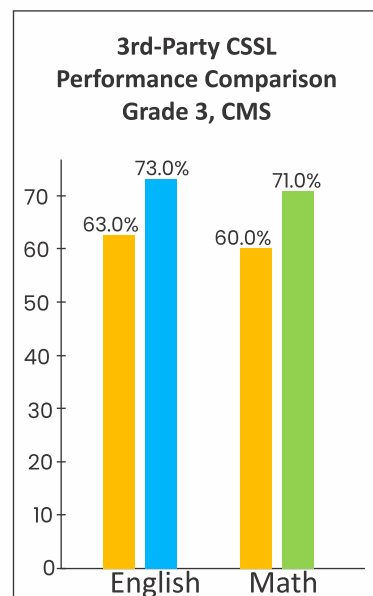
Results of 22,000 students for L1 (3-year-olds), to Grade 2 (7-year-olds) from 19 CMS campuses using Hi PATH (Alfa Treatment).

Blue: English | **Green:** Math | **Red:** Hindi.

Orange: 2 non-Hi PATH + 5 Cambridge campuses (2000 children in the Control group).

Hi PATH students consistently outperformed others across subjects and grades.

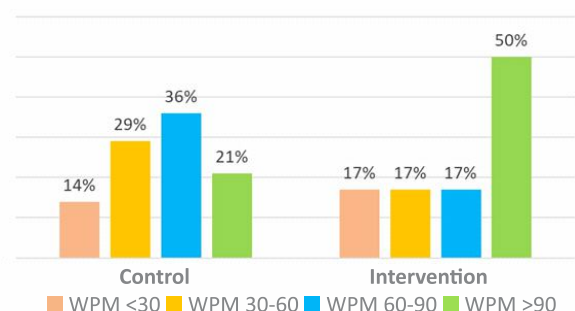
See evidence below for CMS, Lucknow, the world's largest school.



- After 8 weeks, external assessment (CSSL) shows Hi PATH campuses (**Blue: English, Green: Math**) outperforming Control (**Orange**) by 10 pp in English and 11 pp in Math.

Blue: Hi PATH Group (Grade 3)
Orange: Control Group (Grade 3)

Oral Reading Fluency (ORF) Comparison, Grades 4-5



The 2023 Harvard study (Reimers) found intervention students had much higher ORF. In Grades 4-5, 50% read >90 WPM versus 21% in the reference group.

Two Decades of Research.

Exponential Growth in Three Years.



10,000+ schools in India + Schools in 12 Countries




Government, Budget Private, Elite Schools




World's Largest School, City Montessori School, Lucknow

Harvard Validated



The impact of the AlfA pedagogy was measured via an RCT and validated by a Harvard Graduate School of Education study (Chapter 8, Rebuilding Resilient Education Systems..., Prof. Fernando Reimers & Team, 2023).


Books with Evidence



Chapter 11 by Dr. Sunita Gandhi in a book by Prof. Gwyneth Hughes, IOE, UK, 2017, highlights the benefits of ipsative assessment, emphasizing growth against self yields better success than competition with others.



Books 2022 & 2024 by Dr. Sunita Gandhi, published by Bloomsbury, share how an education system can be rooted in both quality and equality, one that develops crucial 21st-century skills while ensuring no child is left behind.



Empowering Classrooms Worldwide

Asia

India
Indonesia
Maldives
Malaysia
Philippines

North America

USA

Latin America

Guyana
Peru
Trinidad & Tobago

Africa

Ghana
Kenya
Nigeria



360° Empowerment.

Transformation at Several Levels.

**Not Just
Training
→ Every
Teacher's
Empowerment**

- ✓ Daily, on-the-job training via the prompts on every Buddy Book page.
- ✓ Weekly GROW Circles, a proven engine of teacher empowerment.
- ✓ Ongoing online training across the school year that outperforms in-person (both available).
- ✓ Ongoing research participation, teachers build expertise, detail orientation, and evidence-based practice with full GETI guidance.



Scan to discover insights and findings from our teachers' classroom research.

From Classrooms to Research Labs



GROW Circles help teachers celebrate, reflect, track progress, and plan better.

Because great teachers never stop growing, teacher training is provided online throughout the year, along with physical training, and year round mentor support.



Voices from the Classroom.

Greater Well-being,
Better Performance,
Delighted Parents.

Real change. Real
classrooms. Read what
hundreds of teachers say
about ALfA in action.



ALfA helps children get ready for future challenges by building their confidence and leadership skills through paired learning and role rotation. Its fast and simple methods make learning quicker and more enjoyable for every child, even those who are usually shy.

Nupur Dawra
Principal, CMS Ayodhya Road

The ALfA approach has brought remarkable improvement in our students' learning outcomes. It has enhanced their language skills, creativity, and critical thinking while reducing rote memorization. We've seen greater engagement, motivation, and development of essential life skills like problem-solving and collaboration.

Gagan Preet Sethi, Headmistress
CMS RN II

I feel more positive and balanced. The simple hands-on methods, peer learning, and toolkits have made children active learners. For example, even shy students now participate in activities like number games or group reading. I see their excitement when they solve problems on their own.

Apurva, Galvanizer, Class II

Children now recognize picture and their initial sounds and letters and read simple words through games and peer work.

They speak more, think more, and take part with excitement.

Classrooms feel more alive and inclusive.

Preeti Oberoi, Coordinator
CMS Aliganj 2

I often felt stressed about completing the syllabus and unsure if students truly understood the concepts. Teaching sometimes felt one-sided, with limited engagement. Now, I feel much more confident and positive. Children learn faster, enjoy activities, and show real understanding, explaining concepts in their own words, working independently, and helping peers. Appreciation from parents has boosted my motivation and well-being. I now feel lighter, happier, and more connected with my students.

Deepika, Montessori Teacher
CMS Ayodhya Road

ALfA's interactive pedagogy, which emphasizes the 'I try, We do, We all try, We all do' model is ensuring active engagement and step-by-step skill development.

Sapna Srivastava, Primary
Incharge, CMS, Kanpur Road

The ALfA teaching method helped Tanishka learn all subjects, but most importantly Mathematics. She does all the basic mathematical operations very quickly. Sometimes she even does mental calculations faster. In English, the activity of spelling bee enhanced her word power. In books, practical activities were used which helped Tanishka learn science concepts easily. She started thinking about different ideas at this age. She wants to explore different things. ALfA gives wings to her imagination.

Parent: Mrs. Anchal Singh
Child: Tanishka Singh
Class- Level 3

The ALfA programme is very good for young learners because it works on the minute details to nurture the foundation and concepts of the students. This has been really helpful for my child, as every day my son is curious to learn through different methods.

Parent: Himanshu Tiwari
Child: Aashvi Tiwari

I highly appreciate the unique way of teaching under ALA. Children learn to understand concepts rather than just memorize, which is crucial for their future success. Even LKG students can spell words, eliminating the need for rote memorization. In Mathematics, they grasp concepts like even and odd numbers, counting, addition, and subtraction with ease, which was previously not thought possible. I find ALfA to be a highly effective educational and learning method.

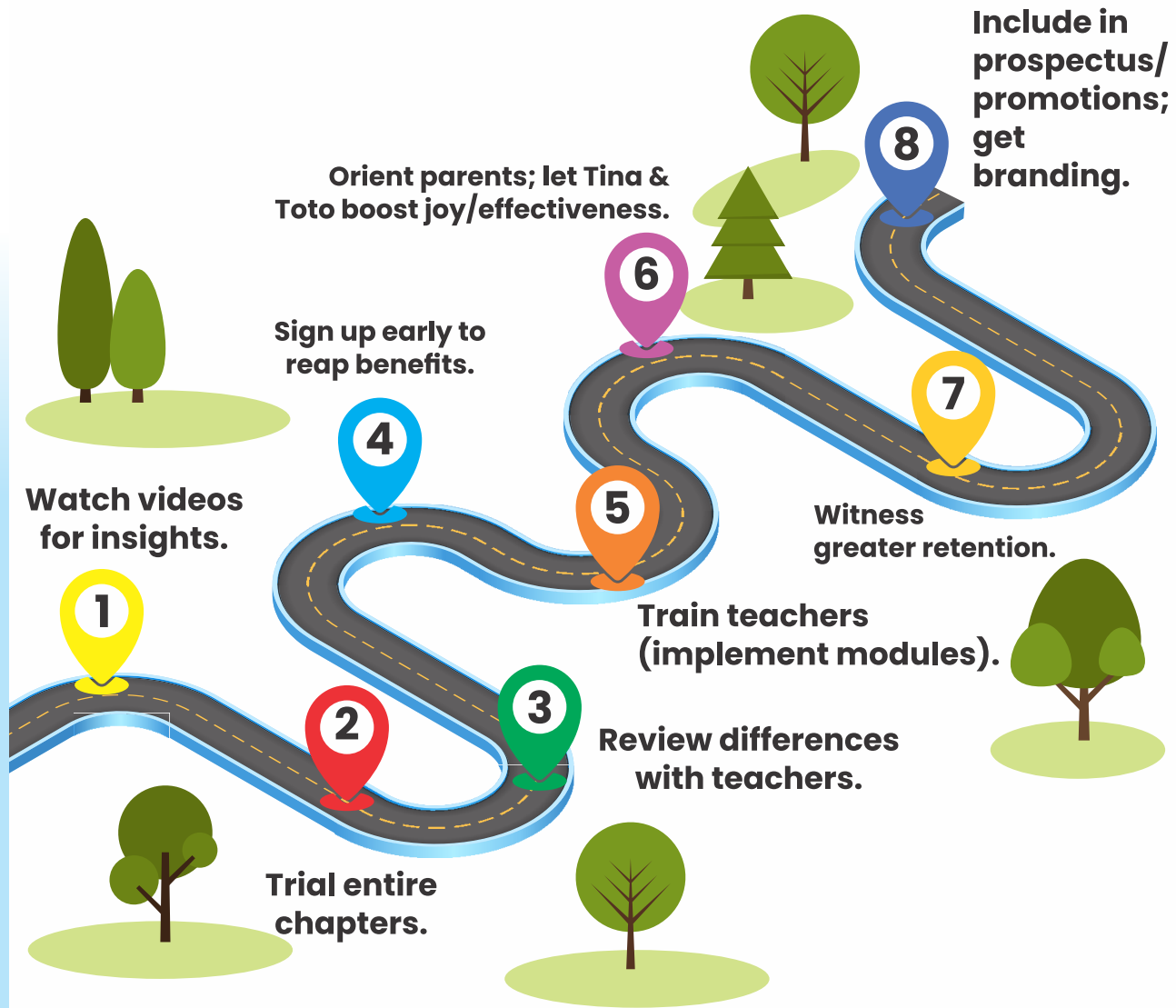
Parent: Indu Chaturvedi
Child: Ritu Chaturvedi

Your Transformation Roadmap.

What Traditional Publishers Don't Offer.

**From
Little Support
→ Genuine
Partnership**

- ✓ Signing up early allows you to train your teachers in advance of the next session.
- ✓ Orient your parents. Take joyful learning home.
- ✓ Garnish greater appreciation and retention, word-of-mouth publicity.
- ✓ Include in your promotional materials, prospectus.



Hi PATH at Your School.

Our Research. Your Classrooms. Together in Action.

Not just
sometimes



→ **Students**
learn
together every
single day

Not just
training



→ **Teachers**
learn
on-the-job
every day


Not just
diary notes



→ **Parents**
get daily
transparency
& support

Offerings:

- Hi PATH Buddy Books:
English, Hindi, Math,
EVS, Computers.
- Activity Cards & Numeracy Kits
(grade dependent).
- Extra Other Resources & Options
(See Catalogue).



Buddy Books + Embedded Guidance + Teacher Support

Teacher Training
(physical + digital)

AI-Based Assessments

Parent Town Hall Frameworks

Supervision Tools

Take the Next Step Today

A

Attend 17th Ed Leadership Roundtable

See transformation in action, not just on slides. Be part of India's biggest FLN fair and gain insights from K-12 educators implementing the ALfA pedagogy.

Visit: getilearn.org/edleader

18 – 20

June 2026

**World Unity
Convention Centre
City
Montessori School
Lucknow**



B

Lunch-hour PATH Townhall

Evidence beats opinion.
See it live with your lunch.
1-2 pm everyday (including Sundays).



C

Watch Our Classrooms in Action

Step inside real classrooms through these videos.
Witness impactful learning unfold.



D

Take a Chapter, Try the Change!

Try a few chapters in your classes.
Witness first hand how PATH transforms learning.
Visit: getilearn.org/trial



E

Share Your Interest

Go to **getilearn.org/interest** or WhatsApp on **+91 740 840 1000**.

A Future for All.

Shaping Tomorrow's Leaders.



AlfA pedagogy is also being used to dramatically improve FLN (Foundational Literacy & Numeracy) skills in ten thousand government schools, with non-financial MOUs for 35,000. Proceeds from Hi PATH fund these initiatives and the One Tara Free Schools. Start your own One Tara Center in memory of a loved one.

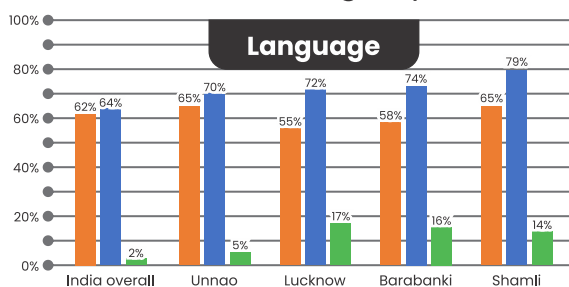
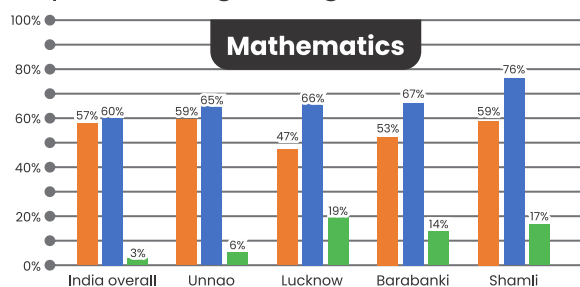
Watch videos on
[youtube/@devisansthana](https://www.youtube.com/@devisansthana),
Explore dignityeducation.org.
WhatsApp on +91 740 840 6000.



Pictures are from AlfA implementation in government schools.

RESULTS IN THE GOVT SECTOR

Evidence from PARAKH 2024 vs NAS 2021: AlfA began in 2022. Districts implementing AlfA grew far more than the national average by 2024.



Sources
Click/
Scan QR

Thank you for inspiring us!



Shri Rajnath Singh
Hon. Defense Minister, India

“Dr. Sunita Gandhi’s 30 hour literacy and numeracy model is highly innovative, and highly scalable, that can benefit school children, out of school children and illiterate adults.”



Shri Yogi Adityanath

Hon. Chief Minister, Uttar Pradesh

“I am delighted that DEVI Sansthan is implementing its project in slums of Lucknow to enable foundational literacy and numeracy through their innovative toolkit.”



Hi PATH

ONBOARD WITH Hi PATH The First Step to Transformative Education

1

Book Review & Agreement

Receive the physical book for one-week review along with an agreement including the IP clause.

2

Sign MoU & Material Dispatch

Sign the MoU with payment terms. Bookseller onboarding requires post-dated cheques and agreement. Receive the Partner Placard.

3

Teacher Training & Monitoring Visits

Teacher training is provided (online 3 hours or offline sessions). Monitoring visits are conducted for ongoing evaluation.



Join hands for a global learning collaboration and a budget-friendly revolutionary education with GETI, and start your school's Hi PATH journey today.



**Global Education
& Training Institute**
learn. teach. share.

740 840 1000
getilearn.org